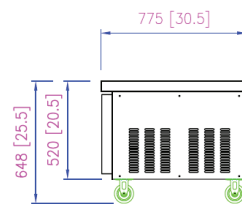
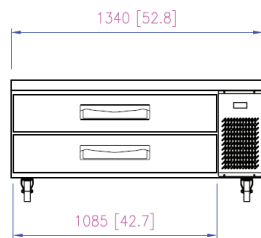
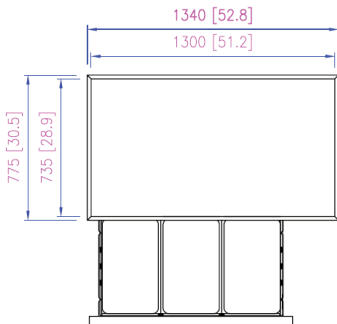




SRCB-52ME SATURN COMMERCIAL STAINLESS STEEL MARINE EDGE CHEF BASE

FEATURES:

- Stainless steel exterior
- Stainless steel interior
- Insulated stainless steel chef base top
- Stainless steel drawer front
- Easy grab recessed drawer handles
- Digital temperature displayed
- Easy access side mounted compressor
- 5" casters including two front casters with locking brakes
- Environmentally friendly R-134A refrigeration
- Ready to plug in with a 115V / 60 Hz / 1Ph Nema 5-15P
- Four 5" casters (Two front casters include locking brakes)



PLUG TYPE



Warranty: 1 year parts and labor. 5 year compressor.

SRCB-52ME COMMERCIAL STAINLESS STEEL CHEF BASE

Model	# of Drawers	# of Full Pan Capacity	Power	Hz	Amps	HP	Weight	Length	Depth	Height
SRCB-52ME	2	6	115V	60	3.3	1/5	236 lbs	52.8"	30.5"	25.1"

*Note: Pans not included.

* In the pursuit of a better product, durability and performance. SATURN reserves the right to change specifications, materials and design without further notice.